



ASBK.COM.AU f t i y

Round 6 : Winton Motor Raceway : September 7 - 9

KAWASAKI AUSTRALIAN SUPERSPORT CHAMPIONSHIP

Race 1

Date: 09/09/18
 Event: R06
 Weather: Partly cloudy - Temp: 12.7C
 Track: Dry - Temp: 24.4C

Started at: 10:21:33
 Laps: 13
 Starters: 16
 Printed at: 10:45

PROVISIONAL CLASSIFICATION

Pos	No	Name	Machine	Laps	Race Time	Behind	Fastest Lap	On Lap	Top Speed
1	41	Max CROKER (NSW) / Mat Mladin Mladin Racing / Suzuki Aust. / AGV Sport / Nolan / Motorex Aus	Suzuki GSX-R	13	18:17.761		1:23.601	11	215
2	23	Cru HALLIDAY (NSW) / Yamaha Racing Team	Yamaha YZF-R6	13	18:19.808	2.047	1:23.120	12	217
3	27	Nic LIMINTON (SA)	Yamaha YZF-R6	13	18:23.735	5.974	1:24.093	11	217
4	20	Damon REES (NZ) / Carl Cox M-sport / Mondiale Freight / Tony Rees M-cycles / Signedge / Pirelli	Honda CBR RR	13	18:24.328	6.567	1:24.102	12	215
5	12	Broc PEARSON (QLD) / Yamaha Aust. / World Gym / 1800 Approved / City2Surf Locksmiths / Motul	Yamaha YZF-R6	13	18:26.937	9.176	1:24.379	11	218
6	7	Tom TOPARIS (NSW) / Cube Racing / Leda Nutrition / Australian Outdoor Living / Motul / Pirelli	Kawasaki ZX6R	13	18:34.118	16.357	1:24.418	5	215
7	39	Scott NICHOLSON (VIC) / NextGen Motorsports / Williams Engineering	Suzuki GSX-R	13	18:37.993	20.232	1:25.116	6	215
8	47	Giuseppe SCARCELLA (NSW) / Kawasaki BCperformance / Kawasaki Motors Aust. / Landscapesupplies.com.au	Kawasaki ZX6R	13	18:38.383	20.622	1:25.177	11	211
9	42	Jack PASSFIELD (NSW) / Stay Upright Rider Training / GASD Suspension / Dmoto / Pirelli / KYT	Yamaha YZF-R6	13	18:50.796	33.035	1:25.718	5	216
10	851	Ty LYNCH (SA) / Adelaide M-cycle Recovery / Australian Outdoor Living / A Plus Diesel & Electrical	Yamaha YZF-R6	13	18:50.934	33.173	1:25.417	12	213
11	86	Dallas SKEER (SA) / Barry Francis M-cycles / Ron Angel Classic Racing / Penrite Oils / Suspensions R Us	Suzuki GSX-R	13	19:07.850	50.089	1:26.591	6	218
12	74	Campbell RUSSELL (VIC) / Motul / Pirelli	Yamaha YZF-R6	13	19:38.396	1:20.635	1:29.193	3	213
DNF	61	Rhys BELLING (VIC) / LXI Racing / Yamaha / YRD / Skip2Beat / The Grinning Dingo	Yamaha YZF-R6	11	15:54.796	2 Laps	1:25.491	6	215
DNF	83	Lachlan EPIS (NSW) / ResponseRE / Bluetounge Finance / DB Racing / Aark Suspension / YRD	Yamaha YZF-R6	6	8:37.526	7 Laps	1:24.647	5	216
DNF	52	Ryan TAYLOR (VIC) / Areden Homes / Pablo's M-cycle Tyres / YRD / RTR	Yamaha YZF-R6	6	8:42.739	7 Laps	1:25.110	6	215
DNF	22	Zac JOHNSON (VIC) / Rebuilder / Ausfleet / Savy Civil	Yamaha YZF-R6	3	4:19.616	10 Laps	1:24.602	3	217

Fastest Lap was 1:23.120 by Cru HALLIDAY (NSW)

Current race lap record for SS class - 1:22.806 by Ted COLLINS (VIC) on a Suzuki GSX-R set on 30/04/17

The results are provisional until the end of the time limit for protests and appeals.

Scott Laing

Chief Time Keeper - Scott Laing

Tom Williams

Clerk of Course - Tom Williams



www.computime.com.au
 COMPUTIME RACE TIMING SYSTEMS PTY LTD





ASBK.COM.AU f t i y

Round 6 : Winton Motor Raceway : September 7 - 9

KAWASAKI AUSTRALIAN SUPERSPORT CHAMPIONSHIP

Race 1

Date: 09/09/18
 Event: R06
 Weather: Partly cloudy - Temp: 12.7C
 Track: Dry - Temp: 24.4C

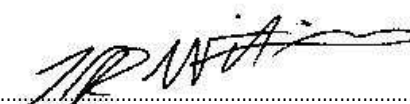
Started at: 10:21:33
 Laps: 13
 Starters: 16
 Printed at: 10:45

PROVISIONAL LAP TIMES

No	Name	Lap 1	Lap 2	Lap 3	Lap 4	Lap 5	Lap 6	Lap 7	Lap 8	Lap 9	Lap 10	Lap 11	Lap 12	Lap 13
7	Tom TOPARIS (NSW)	1:34.011	1:25.247	1:24.753	1:24.904	1:24.418	1:24.444	1:25.302	1:24.708	1:25.030	1:25.230	1:24.785	1:25.347	1:25.939
12	Broc PEARSON (QLD)	1:30.824	1:24.743	1:24.658	1:24.410	1:24.475	1:24.567	1:24.870	1:24.930	1:24.390	1:25.360	1:24.379	1:24.404	1:24.927
20	Damon REES (NZ)	1:29.663	1:24.595	1:24.819	1:24.563	1:24.966	1:24.670	1:25.188	1:24.514	1:24.571	1:24.170	1:24.124	1:24.102	1:24.383
22	Zac JOHNSON (VIC)	1:30.383	1:24.631	1:24.602										
23	Cru HALLIDAY (NSW)	1:33.997	1:24.123	1:25.144	1:23.948	1:23.256	1:23.462	1:24.275	1:23.785	1:24.196	1:23.409	1:23.485	1:23.120	1:23.608
27	Nic LIMINTON (SA)	1:30.098	1:24.722	1:24.681	1:24.413	1:25.092	1:24.359	1:24.274	1:24.225	1:24.704	1:24.536	1:24.093	1:24.381	1:24.157
39	Scott NICHOLSON (VIC)	1:32.103	1:25.845	1:25.698	1:25.620	1:25.293	1:25.116	1:25.505	1:25.760	1:25.325	1:25.680	1:25.331	1:25.514	1:25.203
41	Max CROKER (NSW)	1:29.503	1:24.892	1:24.348	1:24.303	1:23.874	1:23.684	1:23.665	1:23.762	1:24.124	1:24.294	1:23.601	1:23.846	1:23.865
42	Jack PASSFIELD (NSW)	1:33.516	1:26.960	1:26.152	1:25.777	1:25.718	1:25.813	1:26.150	1:25.969	1:26.200	1:26.139	1:26.338	1:27.574	1:28.490
47	Giuseppe SCARCELLA (NSW)	1:31.667	1:25.389	1:26.100	1:25.881	1:25.394	1:25.500	1:25.618	1:25.724	1:25.529	1:25.570	1:25.177	1:25.354	1:25.480
52	Ryan TAYLOR (VIC)	1:33.068	1:26.792	1:26.038	1:26.291	1:25.440	1:25.110							
61	Rhys BELLING (VIC)	1:34.209	1:26.625	1:25.973	1:25.959	1:26.041	1:25.491	1:26.279	1:25.755	1:26.042	1:26.297	1:26.125		
74	Campbell RUSSELL (VIC)	1:36.179	1:29.633	1:29.193	1:30.058	1:30.124	1:30.050	1:30.613	1:29.859	1:30.409	1:30.217	1:29.915	1:30.756	1:31.390
83	Lachlan EPIS (NSW)	1:32.464	1:25.133	1:25.109	1:25.161	1:24.647	1:25.012							
86	Dallas SKEER (SA)	1:34.359	1:27.417	1:28.300	1:27.334	1:26.823	1:26.591	1:26.897	1:26.981	1:27.487	1:28.463	1:29.082	1:29.152	1:28.964
851	Ty LYNCH (SA)	1:35.043	1:27.165	1:26.879	1:27.046	1:26.301	1:26.191	1:26.521	1:26.309	1:25.812	1:26.827	1:25.866	1:25.417	1:25.557

The results are provisional until the end of the time limit for protests and appeals.


 Chief Time Keeper - Scott Laing


 Clerk of Course - Tom Williams



www.computime.com.au
 COMPUTIME RACE TIMING SYSTEMS PTY LTD





ASBK.COM.AU f t i y

Round 6 : Winton Motor Raceway : September 7 - 9

KAWASAKI AUSTRALIAN SUPERSPORT CHAMPIONSHIP

Race 1

Date: 09/09/18
 Event: R06
 Weather: Partly cloudy - Temp: 12.7C
 Track: Dry - Temp: 24.4C

Started at: 10:21:33
 Laps: 13
 Starters: 16
 Printed at: 10:45

PROVISIONAL SPLIT TIMES

Lap	Split 1	Split 2	Split 3	Split 4	Lap Time	Spd	Lap	Split 1	Split 2	Split 3	Split 4	Lap Time	Spd
7 Tom TOPARIS (NSW) (6th)							7	11.911	14.361	30.689	28.227	1:25.188	210
1	18.363	15.449	31.417	28.782	1:34.011	62	8	11.715	14.320	30.592	27.887	1:24.514	213
2	11.836	14.527	30.735	28.149	1:25.247	213	9	11.754	14.339	30.613	27.865	1:24.571	211
3	11.706	14.126	30.745	28.176	1:24.753	212	10	11.736	14.278	30.438	27.718	1:24.170	209
4	11.638	14.352	30.797	28.117	1:24.904	215	11	11.629	14.107	30.467	27.921	1:24.124	212
5	11.569	14.194	30.838	27.817	1:24.418	211	12	11.654	14.162	30.460	27.826	1:24.102	211
6	11.673	14.125	30.878	27.768	1:24.444	212	13	11.637	14.198	30.558	27.990	1:24.383	211
7	11.597	14.381	31.211	28.113	1:25.302	215	22 Zac JOHNSON (VIC) (DNF)						
8	11.697	14.259	30.863	27.889	1:24.708	211	1	16.867	14.420	30.966	28.130	1:30.383	85
9	11.677	14.261	31.061	28.031	1:25.030	212	2	11.768	14.275	30.653	27.935	1:24.631	217
10	11.758	14.363	31.117	27.992	1:25.230	211	3	11.866	14.328	30.535	27.873	1:24.602	217
11	11.726	14.249	30.892	27.918	1:24.785	213	23 Cru HALLIDAY (NSW) (2nd)						
12	11.737	14.437	31.167	28.006	1:25.347	212	1	18.812	15.588	31.222	28.375	1:33.997	60
13	11.834	14.309	31.403	28.393	1:25.939	211	2	11.747	14.431	30.355	27.590	1:24.123	217
12 Broc PEARSON (QLD) (5th)							3	11.827	14.352	30.759	28.206	1:25.144	217
1	17.106	14.805	30.727	28.186	1:30.824	79	4	11.682	14.107	30.346	27.813	1:23.948	216
2	11.888	14.311	30.542	28.002	1:24.743	216	5	11.687	14.035	29.995	27.539	1:23.256	214
3	11.789	14.186	30.686	27.997	1:24.658	214	6	11.629	14.017	30.157	27.659	1:23.462	215
4	11.899	14.211	30.403	27.897	1:24.410	214	7	11.724	14.265	30.425	27.861	1:24.275	216
5	11.775	14.155	30.550	27.995	1:24.475	214	8	11.637	13.976	30.314	27.858	1:23.785	215
6	11.968	14.168	30.547	27.884	1:24.567	216	9	11.729	14.283	30.440	27.744	1:24.196	216
7	11.896	14.235	30.907	27.832	1:24.870	214	10	11.732	14.096	30.119	27.462	1:23.409	213
8	11.866	14.248	30.982	27.834	1:24.930	218	11	11.651	14.026	30.166	27.642	1:23.485	214
9	11.822	14.125	30.667	27.776	1:24.390	214	12	11.670	13.925	30.044	27.481	1:23.120	214
10	12.324	14.244	30.380	28.412	1:25.360	214	13	11.649	13.991	30.111	27.857	1:23.608	214
11	11.960	14.214	30.396	27.809	1:24.379	214	27 Nic LIMINTON (SA) (3rd)						
12	11.854	14.251	30.423	27.876	1:24.404	213	1	16.534	14.616	30.859	28.089	1:30.098	68
13	11.794	14.350	30.640	28.143	1:24.927	213	2	11.711	14.336	30.599	28.076	1:24.722	215
20 Damon REES (NZ) (4th)							3	11.653	14.344	30.587	28.097	1:24.681	213
1	16.502	14.440	30.808	27.913	1:29.663	76	4	11.727	14.314	30.490	27.882	1:24.413	214
2	11.848	14.311	30.578	27.858	1:24.595	215	5	11.791	14.362	30.776	28.163	1:25.092	216
3	11.670	14.222	30.784	28.143	1:24.819	209	6	11.649	14.256	30.547	27.907	1:24.359	213
4	11.690	14.241	30.574	28.058	1:24.563	211	7	11.720	14.163	30.486	27.905	1:24.274	217
5	12.000	14.249	30.725	27.992	1:24.966	211	8	11.562	14.198	30.502	27.963	1:24.225	213
6	11.629	14.362	30.728	27.951	1:24.670	210							

Scott Laing

Chief Time Keeper - Scott Laing

Tom Williams

Clerk of Course - Tom Williams



www.computime.com.au
 COMPUTIME RACE TIMING SYSTEMS PTY LTD



Round 6 : Winton Motor Raceway : September 7 - 9

KAWASAKI AUSTRALIAN SUPERSPORT CHAMPIONSHIP

Race 1

Date: 09/09/18
 Event: R06
 Weather: Partly cloudy - Temp: 12.7C
 Track: Dry - Temp: 24.4C

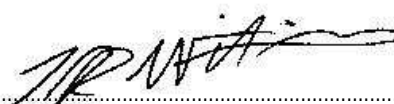
Started at: 10:21:33
 Laps: 13
 Starters: 16
 Printed at: 10:45

PROVISIONAL SPLIT TIMES

Lap	Split 1	Split 2	Split 3	Split 4	Lap Time	Spd	Lap	Split 1	Split 2	Split 3	Split 4	Lap Time	Spd
9	11.669	14.342	30.498	28.195	1:24.704	213	1	17.842	15.297	31.801	28.576	1:33.516	102
10	11.742	14.322	30.616	27.856	1:24.536	214	2	12.104	14.596	31.595	28.665	1:26.960	216
11	11.607	14.238	30.360	27.888	1:24.093	213	3	12.079	14.571	31.282	28.220	1:26.152	213
12	11.676	14.347	30.491	27.867	1:24.381	213	4	11.982	14.412	31.128	28.255	1:25.777	214
13	11.737	14.254	30.383	27.783	1:24.157	212	5	11.887	14.472	31.144	28.215	1:25.718	215
							6	11.972	14.365	31.227	28.249	1:25.813	215
							7	12.039	14.501	31.293	28.317	1:26.150	213
39 Scott NICHOLSON (VIC) (7th)							8	11.961	14.493	31.257	28.258	1:25.969	213
1	17.243	15.224	31.293	28.343	1:32.103	99	9	12.083	14.487	31.345	28.285	1:26.200	213
2	11.907	14.900	30.816	28.222	1:25.845	214	10	11.987	14.467	31.378	28.307	1:26.139	213
3	11.894	14.314	31.207	28.283	1:25.698	213	11	12.056	14.472	31.377	28.433	1:26.338	213
4	11.898	14.367	31.129	28.226	1:25.620	214	12	12.194	14.657	31.663	29.060	1:27.574	213
5	12.031	14.392	30.808	28.062	1:25.293	215	13	12.288	14.963	32.046	29.193	1:28.490	211
6	11.846	14.318	30.809	28.143	1:25.116	215							
7	11.849	14.387	31.017	28.252	1:25.505	213							
8	11.918	14.554	31.032	28.256	1:25.760	212	47 Giuseppe SCARCELLA (NSW) (8th)						
9	11.824	14.427	30.946	28.128	1:25.325	211	1	17.398	14.757	31.195	28.317	1:31.667	92
10	11.929	14.443	31.147	28.161	1:25.680	211	2	12.082	14.349	30.652	28.306	1:25.389	210
11	11.860	14.416	30.995	28.060	1:25.331	212	3	11.980	14.473	31.406	28.241	1:26.100	207
12	11.917	14.310	30.995	28.292	1:25.514	211	4	11.968	14.403	30.945	28.565	1:25.881	210
13	11.869	14.336	30.987	28.011	1:25.203	211	5	11.933	14.358	30.841	28.262	1:25.394	209
							6	12.105	14.384	31.022	27.989	1:25.500	208
							7	11.971	14.521	30.789	28.337	1:25.618	210
41 Max CROKER (NSW) (1st)							8	11.863	14.562	30.968	28.331	1:25.724	210
1	16.319	14.362	30.753	28.069	1:29.503	87	9	11.865	14.456	30.902	28.306	1:25.529	208
2	11.863	14.314	30.837	27.878	1:24.892	214	10	11.942	14.510	30.786	28.332	1:25.570	208
3	11.760	14.161	30.660	27.767	1:24.348	215	11	11.790	14.414	30.876	28.097	1:25.177	211
4	11.829	14.166	30.456	27.852	1:24.303	214	12	11.782	14.443	30.882	28.247	1:25.354	210
5	11.706	14.200	30.317	27.651	1:23.874	215	13	11.901	14.330	31.002	28.247	1:25.480	209
6	11.724	14.055	30.300	27.605	1:23.684	215							
7	11.660	14.044	30.342	27.619	1:23.665	215	52 Ryan TAYLOR (VIC) (DNF)						
8	11.773	14.101	30.239	27.649	1:23.762	215	1	17.548	15.180	31.909	28.431	1:33.068	97
9	11.765	14.110	30.502	27.747	1:24.124	215	2	12.010	14.687	31.788	28.307	1:26.792	215
10	11.737	14.253	30.608	27.696	1:24.294	215	3	11.806	14.459	31.548	28.225	1:26.038	214
11	11.603	14.079	30.371	27.548	1:23.601	215	4	11.850	14.468	31.672	28.301	1:26.291	212
12	11.698	14.054	30.380	27.714	1:23.846	215	5	11.682	14.359	31.378	28.021	1:25.440	213
13	11.713	14.036	30.439	27.677	1:23.865	215	6	11.687	14.451	31.166	27.806	1:25.110	213

42 Jack PASSFIELD (NSW) (9th)


 Chief Time Keeper - Scott Laing


 Clerk of Course - Tom Williams





ASBK.COM.AU f t i y

Round 6 : Winton Motor Raceway : September 7 - 9

KAWASAKI AUSTRALIAN SUPERSPORT CHAMPIONSHIP

Race 1

Date: 09/09/18
 Event: R06
 Weather: Partly cloudy - Temp: 12.7C
 Track: Dry - Temp: 24.4C

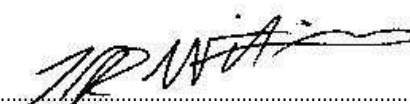
Started at: 10:21:33
 Laps: 13
 Starters: 16
 Printed at: 10:45

PROVISIONAL SPLIT TIMES

Lap	Split 1	Split 2	Split 3	Split 4	Lap Time	Spd	Lap	Split 1	Split 2	Split 3	Split 4	Lap Time	Spd
61 Rhys BELLING (VIC) (DNF)							6	11.675	14.368	30.885	28.084	1:25.012	214
1	18.063	15.218	31.857	29.071	1:34.209	102	86 Dallas SKEER (SA) (11th)						
2	12.028	14.603	31.127	28.867	1:26.625	215	1	18.318	15.369	32.197	28.475	1:34.359	108
3	11.970	14.449	31.309	28.245	1:25.973	211	2	12.289	14.807	31.885	28.436	1:27.417	218
4	11.923	14.485	31.174	28.377	1:25.959	213	3	11.964	14.720	31.677	29.939	1:28.300	215
5	12.048	14.413	31.043	28.537	1:26.041	213	4	12.004	14.713	32.135	28.482	1:27.334	214
6	11.784	14.319	30.935	28.453	1:25.491	211	5	11.965	14.737	31.699	28.422	1:26.823	211
7	11.882	14.674	31.150	28.573	1:26.279	211	6	11.909	14.721	31.716	28.245	1:26.591	214
8	11.848	14.471	31.156	28.280	1:25.755	210	7	11.929	14.713	31.869	28.386	1:26.897	214
9	11.904	14.586	31.367	28.185	1:26.042	212	8	12.020	14.742	31.924	28.295	1:26.981	213
10	12.008	14.916	30.989	28.384	1:26.297	213	9	12.329	14.811	31.932	28.415	1:27.487	213
11	11.939	14.428	31.527	28.231	1:26.125	213	10	12.025	15.000	32.152	29.286	1:28.463	213
74 Campbell RUSSELL (VIC) (12th)							11	12.269	14.986	32.303	29.524	1:29.082	210
1	18.512	15.909	32.479	29.279	1:36.179	114	12	12.252	14.877	32.560	29.463	1:29.152	205
2	12.267	15.464	32.407	29.495	1:29.633	213	13	12.360	14.778	32.508	29.318	1:28.964	207
3	12.275	15.084	32.347	29.487	1:29.193	211	851 Ty LYNCH (SA) (10th)						
4	12.461	15.263	32.803	29.531	1:30.058	209	1	18.542	15.498	32.229	28.774	1:35.043	108
5	12.496	15.131	33.073	29.424	1:30.124	208	2	12.163	14.672	31.763	28.567	1:27.165	213
6	12.409	15.281	32.813	29.547	1:30.050	209	3	12.112	14.641	31.578	28.548	1:26.879	213
7	12.500	15.658	32.828	29.627	1:30.613	208	4	12.135	14.656	31.757	28.498	1:27.046	211
8	12.415	15.301	32.682	29.461	1:29.859	209	5	11.999	14.487	31.336	28.479	1:26.301	212
9	12.513	15.482	32.778	29.636	1:30.409	209	6	12.016	14.495	31.169	28.511	1:26.191	211
10	12.486	15.362	32.804	29.565	1:30.217	208	7	11.897	14.901	31.392	28.331	1:26.521	211
11	12.308	15.393	32.785	29.429	1:29.915	209	8	12.077	14.729	31.158	28.345	1:26.309	212
12	12.673	15.385	33.011	29.687	1:30.756	209	9	11.921	14.431	31.129	28.331	1:25.812	211
13	12.662	15.540	33.112	30.076	1:31.390	208	10	11.936	14.638	31.200	29.053	1:26.827	211
83 Lachlan EPIS (NSW) (DNF)							11	11.944	14.513	30.966	28.443	1:25.866	212
1	17.960	14.907	31.359	28.238	1:32.464	98	12	11.891	14.401	30.976	28.149	1:25.417	211
2	11.778	14.430	30.728	28.197	1:25.133	216	13	11.886	14.463	31.161	28.047	1:25.557	211
3	11.689	14.363	31.003	28.054	1:25.109	213							
4	11.667	14.482	30.812	28.200	1:25.161	213							
5	11.588	14.197	30.861	28.001	1:24.647	214							

The results are provisional until the end of the time limit for protests and appeals.


 Chief Time Keeper - Scott Laing


 Clerk of Course - Tom Williams



www.computime.com.au
 COMPUTIME RACE TIMING SYSTEMS PTY LTD





ASBK.COM.AU f t i y

Round 6 : Winton Motor Raceway : September 7 - 9

KAWASAKI AUSTRALIAN SUPERSPORT CHAMPIONSHIP

Race 1

Date: 09/09/18
 Event: R06
 Weather: Partly cloudy - Temp: 12.7C
 Track: Dry - Temp: 24.4C

Started at: 10:21:33
 Laps: 13
 Starters: 16
 Printed at: 10:45

PROVISIONAL FASTEST LAPS SEQUENCE

Lap	Race Pos	No	Name	Machine	Fastest Lap	On Lap
1	1	41	Max CROKER (NSW)	Suzuki GSX-R	1:29.503	1
2	1	20	Damon REES (NZ)	Honda CBR RR	1:24.595	2
2	9	23	Cru HALLIDAY (NSW)	Yamaha YZF-R6	1:24.123	2
4	5	23	Cru HALLIDAY (NSW)	Yamaha YZF-R6	1:23.948	4
5	1	41	Max CROKER (NSW)	Suzuki GSX-R	1:23.874	5
5	5	23	Cru HALLIDAY (NSW)	Yamaha YZF-R6	1:23.256	5
12	2	23	Cru HALLIDAY (NSW)	Yamaha YZF-R6	1:23.120	12

The results are provisional until the end of the time limit for protests and appeals.

Chief Time Keeper - Scott Laing

Clerk of Course - Tom Williams



www.computime.com.au
 COMPUTIME RACE TIMING SYSTEMS PTY LTD



Round 6 : Winton Motor Raceway : September 7 - 9

KAWASAKI AUSTRALIAN SUPERSPORT CHAMPIONSHIP

Race 1

Date: 09/09/18
 Event: R06
 Weather: Partly cloudy - Temp: 12.7C
 Track: Dry - Temp: 24.4C

Started at: 10:21:33
 Laps: 13
 Starters: 16
 Printed at: 10:45

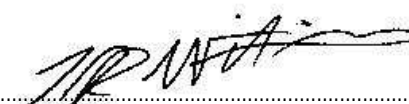
PROVISIONAL LAP SHEET

No	Lap Time	Gap	No	Lap Time	Gap	No	Lap Time	Gap	No	Lap Time	Gap	No	Lap Time	Gap
Lap 1			47	1:26.100	4.413	Lap 6			851	1:26.309	23.424	61	1:26.125	24.746
41	1:29.503		23	1:25.144	4.521	41	1:23.684		86	1:26.981	26.671	851	1:25.866	29.910
20	1:29.663	.160	39	1:25.698	4.903	20	1:24.670	2.672	74	1:29.859	47.678	86	1:29.082	39.684
27	1:30.098	.595	7	1:24.753	5.268	27	1:24.359	2.761	Lap 9			74	1:29.915	1:06.200
22	1:30.383	.880	52	1:26.038	7.155	12	1:24.567	3.073	41	1:24.124		Lap 12		
12	1:30.824	1.321	42	1:26.152	7.885	23	1:23.462	3.326	23	1:24.196	4.031	41	1:23.846	
47	1:31.667	2.164	61	1:25.973	8.064	83	1:25.012	6.922	27	1:24.704	4.413	23	1:23.120	2.304
39	1:32.103	2.600	851	1:26.879	10.344	7	1:24.444	7.173	20	1:24.571	5.394	27	1:24.381	5.682
83	1:32.464	2.961	86	1:28.300	11.333	39	1:25.116	9.071	12	1:24.390	5.712	20	1:24.102	6.049
52	1:33.068	3.565	74	1:29.193	16.262	47	1:25.500	9.327	7	1:25.030	10.662	12	1:24.404	8.114
42	1:33.516	4.013	Lap 4			52	1:25.110	12.135	39	1:25.325	14.110	7	1:25.347	14.283
23	1:33.997	4.494	41	1:24.303		42	1:25.813	13.332	47	1:25.529	14.647	39	1:25.514	18.894
7	1:34.011	4.508	20	1:24.563	.594	61	1:25.491	13.694	42	1:26.200	20.100	47	1:25.354	19.007
61	1:34.209	4.706	27	1:24.413	.868	851	1:26.191	18.021	61	1:26.042	20.219	42	1:27.574	28.410
86	1:34.359	4.856	12	1:24.410	1.589	86	1:26.591	20.220	851	1:25.812	25.112	851	1:25.417	31.481
851	1:35.043	5.540	23	1:23.948	4.166	74	1:30.050	34.633	86	1:27.487	30.034	86	1:29.152	44.990
74	1:36.179	6.676	83	1:25.161	4.821	Lap 7			74	1:30.409	53.963	74	1:30.756	1:13.110
Lap 2			7	1:24.904	5.869	41	1:23.665		Lap 10			Lap 13		
20	1:24.595		47	1:25.881	5.991	27	1:24.274	3.370	41	1:24.294		41	1:23.865	
41	1:24.892	.137	39	1:25.620	6.220	23	1:24.275	3.936	23	1:23.409	3.146	23	1:23.608	2.047
27	1:24.722	.562	52	1:26.291	9.143	20	1:25.188	4.195	27	1:24.536	4.655	27	1:24.157	5.974
22	1:24.631	.756	42	1:25.777	9.359	12	1:24.870	4.278	20	1:24.170	5.270	20	1:24.383	6.567
12	1:24.743	1.309	61	1:25.959	9.720	7	1:25.302	8.810	12	1:25.360	6.778	12	1:24.927	9.176
47	1:25.389	2.798	851	1:27.046	13.087	39	1:25.505	10.911	7	1:25.230	11.598	7	1:25.939	16.357
83	1:25.133	3.339	86	1:27.334	14.364	47	1:25.618	11.280	39	1:25.680	15.496	39	1:25.203	20.232
39	1:25.845	3.690	74	1:30.058	22.017	42	1:26.150	15.817	47	1:25.570	15.923	47	1:25.480	20.622
23	1:24.123	3.862	Lap 5			61	1:26.279	16.308	42	1:26.139	21.945	42	1:28.490	33.035
7	1:25.247	5.000	41	1:23.874		851	1:26.521	20.877	61	1:26.297	22.222	851	1:25.557	33.173
52	1:26.792	5.602	20	1:24.966	1.686	86	1:26.897	23.452	851	1:26.827	27.645	86	1:28.964	50.089
42	1:26.960	6.218	27	1:25.092	2.086	74	1:30.613	41.581	86	1:28.463	34.203	74	1:31.390	1:20.635
61	1:26.625	6.576	12	1:24.475	2.190	Lap 8			74	1:30.217	59.886			
86	1:27.417	7.518	23	1:23.256	3.548	41	1:23.762		Lap 11					
851	1:27.165	7.950	83	1:24.647	5.594	27	1:24.225	3.833	41	1:23.601				
74	1:29.633	11.554	7	1:24.418	6.413	23	1:23.785	3.959	23	1:23.485	3.030			
Lap 3			47	1:25.394	7.511	20	1:24.514	4.947	27	1:24.093	5.147			
41	1:24.348		39	1:25.293	7.639	12	1:24.930	5.446	20	1:24.124	5.793			
20	1:24.819	.334	52	1:25.440	10.709	7	1:24.708	9.756	12	1:24.379	7.556			
27	1:24.681	.758	42	1:25.718	11.203	39	1:25.760	12.909	7	1:24.785	12.782			
22	1:24.602	.873	61	1:26.041	11.887	47	1:25.724	13.242	39	1:25.331	17.226			
12	1:24.658	1.482	851	1:26.301	15.514	42	1:25.969	18.024	47	1:25.177	17.499			
83	1:25.109	3.963	86	1:26.823	17.313	61	1:25.755	18.301	42	1:26.338	24.682			
			74	1:30.124	28.267									

The results are provisional until the end of the time limit for protests and appeals.



Chief Time Keeper - Scott Laing



Clerk of Course - Tom Williams





ASBK.COM.AU f t i y

Round 6 : Winton Motor Raceway : September 7 - 9

KAWASAKI AUSTRALIAN SUPERSPORT CHAMPIONSHIP

Race 1

Date: 09/09/18
 Event: R06
 Weather: Partly cloudy - Temp: 12.7C
 Track: Dry - Temp: 24.4C

Started at: 10:21:33
 Laps: 13
 Starters: 16
 Printed at: 10:45

PROVISIONAL LAP CHART

Grid	1	2	3	4	5	6	7	8	9	10	11	12	13
23	41	20	41	41	41	41	41	41	41	41	41	41	41
7	20	41	20	20	20	20	27	27	23	23	23	23	23
27	27	27	27	27	27	27	23	23	27	27	27	27	27
20	22	22	22	12	12	12	20	20	20	20	20	20	20
12	12	12	12	23	23	23	12	12	12	12	12	12	12
41	47	47	83	83	83	83	7	7	7	7	7	7	7
22	39	83	47	7	7	7	39	39	39	39	39	39	39
47	83	39	23	47	47	39	47	47	47	47	47	47	47
52	52	23	39	39	39	47	42	42	42	42	42	42	42
39	42	7	7	52	52	52	61	61	61	61	61	851	851
83	23	52	52	42	42	42	851	851	851	851	851	86	86
42	7	42	42	61	61	61	86	86	86	86	86	74	74
61	61	61	61	851	851	851	74	74	74	74	74		
851	86	86	851	86	86	86							
86	851	851	86	74	74	74							
74	74	74	74										

The results are provisional until the end of the time limit for protests and appeals.

Chief Time Keeper - Scott Laing

Clerk of Course - Tom Williams



www.computime.com.au
 COMPUTIME RACE TIMING SYSTEMS PTY LTD





ASBK.COM.AU f t i y

Round 6 : Winton Motor Raceway : September 7 - 9

KAWASAKI AUSTRALIAN SUPERSPORT CHAMPIONSHIP PROVISIONAL PROGRESSIVE SERIES POINTS

KAWASAKI AUSTRALIAN SUPERSPORT CHAMPIONSHIP

Pos	No	Name	Machine	Rnd 1 WSBK	Rnd 2 W/fld	Rnd 3 Bend	Rnd 4 NT-HV	Rnd 5 MP	Rnd 6 Pole	Rnd 6 Race 1	Total
1	23	Cru HALLIDAY	Yamaha	60	51	76	51	51	1	20	310
2	7	Tom TOPARIS	Kawasaki	75	40	60	38	35		15	263
3	41	Max CROKER	Suzuki	18	33	52	38	29		25	195
4	20	Damon REES	Honda	44	27	38	34	35		17	195
5	22	Zac JOHNSON	Yamaha	42	14	49	32	27			164
6	12	Broc PEARSON	Yamaha	50	35	18		30		16	149
7	61	Rhys BELLING	Yamaha	38	16	34	25	20			133
8	86	Dallas SKEER	Suzuki	29	17	36	25	14		10	131
9	47	Giuseppe SCARCELLA	Kawasaki	31	31	40	15			13	130
10	39	Scott NICHOLSON	Suzuki	31	24	21	14	20		14	124
11	851	Ty LYNCH	Yamaha			35	25	16		11	87
12	27	Nic LIMINTON	Yamaha	36	24					18	78
13	42	Jack PASSFIELD	Yamaha	16	20	18				12	66
14	96	Luke MITCHELL	Yamaha	25	14	24					63
15	83	Lachlan EPIS	Kawasaki		18			33			51
16	14	Matt BARTON	Yamaha	24	9	11					44
17	52	Ryan TAYLOR	Yamaha	15		26					41
18	46	Aidan HAYES	Kawasaki	32	7						39
19	50	Callum SPRIGGS	Yamaha					36			36
20	84	Thomas BRYDEN	Yamaha	18		16					34
21	31	John HUNT	Suzuki			32					32
22	49	Brendan CLARKE	Kawasaki	28							28
23	82	Chris QUINN	Yamaha					23			23
24	17	Brian HOUGHTON	Honda					22			22
25	14	Graeme SMITH	Kawasaki				21				21
26	44	Lachlan HILL	Kawasaki			19					19
27	81	Cambridge OLIVIER	Yamaha		18						18
28	99	Mick HEFFERAN	Kawasaki				15				15
29	45	Jordan CARLSSON	Yamaha		14						14
30	371	Scott CHAPMAN	Kawasaki	10							10
31	74	Campbell RUSSELL	Yamaha							9	9
32	49	Stephanie REDMAN	Yamaha					6			6
33	25	Steve HASLAM	Yamaha	3							3

Chief Time Keeper - Scott Laing

Clerk of Course - Tom Williams



www.computime.com.au
COMPUTIME RACE TIMING SYSTEMS PTY LTD

